

# Seville

*Reflections*



FIRST IN INNOVATION • BEST BY DESIGN • ULTIMATE IN PERFORMANCE

## Spa Specifications

  
DIMENSION ONE SPAS

# Seville


# Reflections



BarrierFreeSeating



NeckFlex Jet System




M•Drive



DrinkHolders



BioForm™ Lounge



UltraPure

**Retail price : 10 995 €\***

The Seville features an UltraLounge with the patented NeckFlex Jet Pillow and barrier-free seating for up to five people. All in a slim profile hot tub designed to ease through a standard doorway. An ideal patio spa.

## Shell Colours

UltraLife White



Rare Earth Obsidian



Rare Earth Opel



Platinum



Rare Earth Jasper



moonstone



Dimensions (cm) / Capacity 213 x 198 x 76 cm H / 985 l

Seating Capacity

5 Adults

Weight

Wet: 1 225 kg / Dry: 240 kg

Features

1 BioForm™ Lounge

1 NeckFlex Jet Pillow

Barrier Free Seating

M•Drive Control

43 Jets

1 Single Speed Pump

1 Circulation Pump

UltraPure Water Management System

## Trim Options

Terracina



Oak



Cherry



StoneLite

Standard  
Envirotect



Adobe Tan



Mayan brown



Stoneridge



DIMENSION ONE SPAS

[www.d1spas.com](http://www.d1spas.com)

\*The price includes VAT & is subject to change without notice. It includes spa cover (no discount for orders without covers). Freight & installation are not included.



General	
Shape	Rectangular
Seating Capacity	5
Shell Material	Ultralife™ / Granitex™ / Geloy®
Dimensions	213cm X 198cm x 77cm H
Corner Radii	41 cm
Water Capacity	985 Liters
Dry Weight	305 kg
Shipping Weight	325 kg
Full Weight	1290 kg
Skirt Material	Wood or Synthetic

Water System	
Water Treatment System	Ultra Pure™
Plumbing Systems	2
Filters/Coverage	2 x 7 m2
Gate Valves	2
VCR Jet® - Rotator	2
VCR Jet® - Mini Rotator	2
VCR Jet® - Mini Directional	14
VCR Jet® - Euro Directional	13
VCR Jet® - Euro Rotator	6
VCR Jet® - Mini Directional in NFJ	4
Ozone Jet	1
Heater Return Jet	1
Pump Returns	2
Diverter Valves	1
Floor Drains	1
Skimmer	20,3 cm Weir

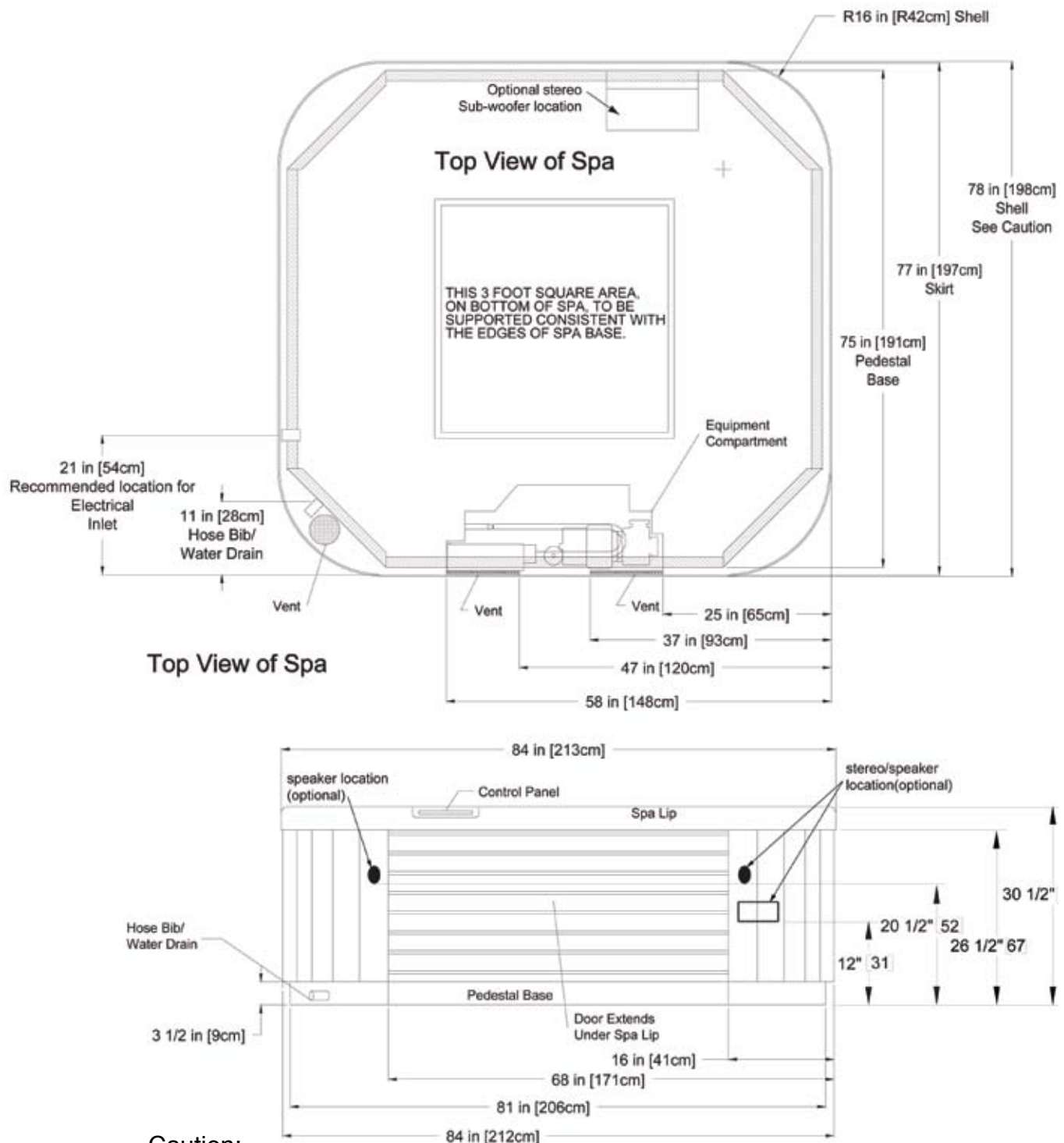
Pump Information	50Hz
Motor Size – Peak HP	2.0 HP
Jet Pumps # of Pumps/ Speed	One / single
Circulation pump	1
Fountain pump	n/a

Electrical System	50Hz
Voltage	230
Amperage	1X16 / 2X16 / 1X32
Heater	FastFlo 2.9 kW
Thermostat	Electronic
Light	Multi color LED
Control System	MSPA-MP-CE-D17-N/LFX
Upper Control (program- able)	M-Drive with Scrolling Message Center
Auxiliary Upper Control	No

# Seville

## Architectural Specifications

*Reflections*



### Caution:

Due to manufacturing tolerances there could be some minor differences between the actual spa and the drawing above. If site planning is critical to such tolerances, be sure to measure your actual spa.

1. Subject to change without notice.
2. Engineering specs may differ slightly from brochure.
3. For E-Z lifter installation allow 18" (45.72cm) clearances on the backside of the spa.
4. Alternative cabinets may add significant weight. Ask your dealer for exact details

Dimensions shown as inches and (centimeters) -XX" (cm)