

# Serenade




FIRST IN INNOVATION • BEST BY DESIGN • ULTIMATE IN PERFORMANCE

## Spa Specifications



# Serenade

@Home




Tactile Therapy



Lounger



NeckFlex



Marine Grade stereo optional

Retail price : 7 495 €\*

Serenade's small size belies the big massage to be found within! It comfortably seats three and features roomy semi-contoured, multi-level seating next to the head-to-toe therapy of the NFJ® equipped UltraLounge®. Serenade boasts two powerful massage jets in the NeckFlex Jet System®, D1's patented neck and shoulders massage system not offered by any other hot tub maker!

## Shell Colors

- UltraLife White 
- Rare Earth Obsidian 
- Rare Earth Opel 
- Rare Earth Jasper 
- Moonstone 

**Dimensions / Capacity** 213 cm x 169 cm x 76 cm / 720 liters








**Seats** 3 adults

**Weight** Wet : 930 kg / dry : 210 kg

**Features**

- 1 dual speed pump
- 1 NeckFlex
- 1 UltraLounge
- Full foam isolation
- 18 jets
- Water management Clearzone (optional)
- Stereo Marine grade (optional)

## Trims

- Terracina 
- Oak 
- Cherry 
- Standard Envirotect 
- Adobe Tan 
- Mayan brown 
- Stoneridge 



DIMENSION ONE SPAS®  
www.d1spas.com

\*The price includes VAT & is subject to change without notice. It includes spa cover (no discount for orders without covers). Freight & installation are not included.

General	
Shape	Rectangular
Seating Capacity	3
Shell Material	Ultralife™ / Granitex™ / Acrylic
Dimensions	213cm X 169cm x 76cm H
Corner Radii	23 cm
Water Capacity	760 liters
Dry Weight	210 kg
Shipping Weight	231 kg
Full Weight	930 kg
Skirt Material	Synthetic

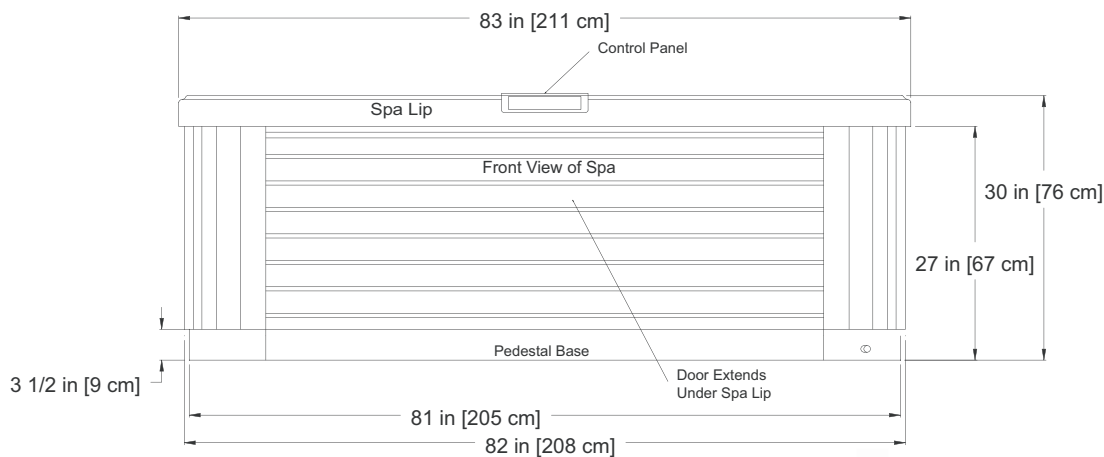
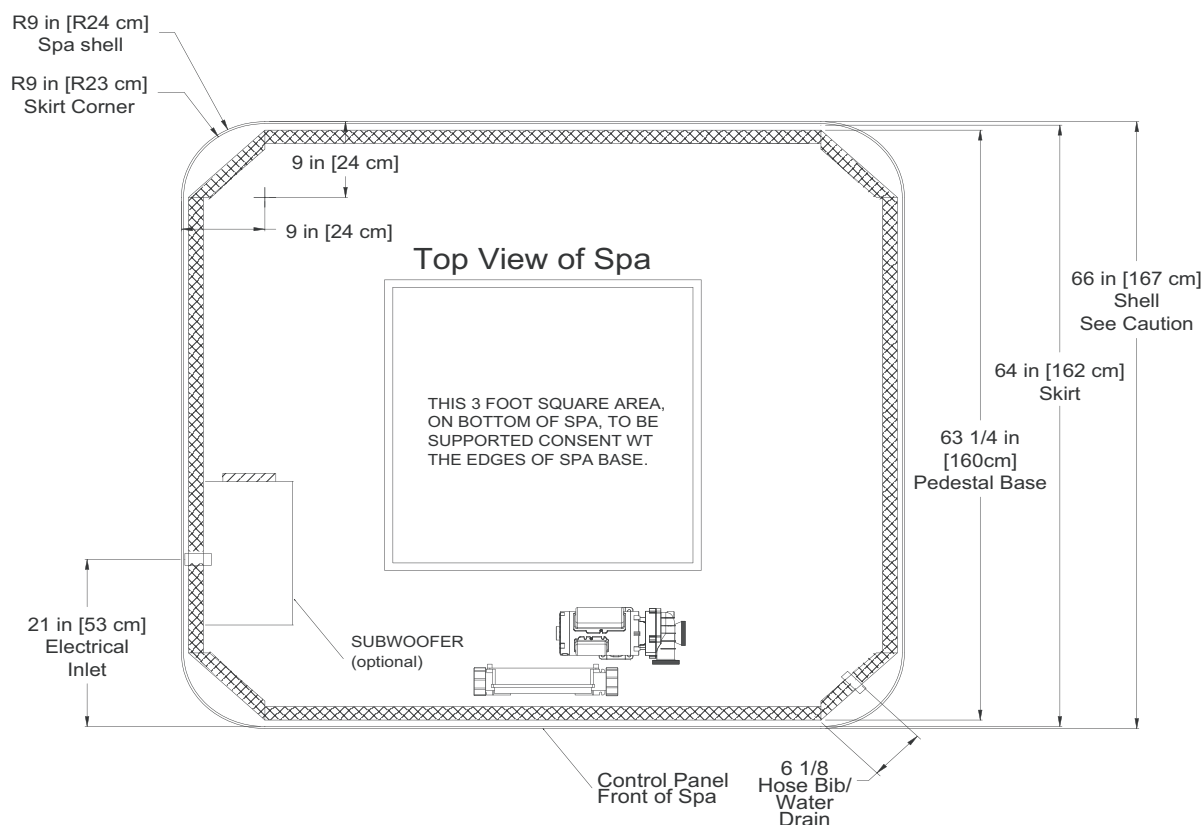
Water System	
Water Treatment System	n/a
Plumbing Systems	2
Filters/Coverage	1 x 7 m2 .
VCR Jet® - Air Adjustable/Directional	3
VCR Jet® - Rotator	2
VCR Jet® - Dual Rotator	1
VCR Jet® - Mini Rotator	2
VCR Jet® - Mini Directional	2
VCR Jet® - Euro Rotator	2
VCR Jet® - Euro Directional	4
VCR Jet® - Mini Directional in NFJ	2
Ozone Jet	1
Pump Returns	2
Floor Drains	n/a
Skimmer	20,3 cm Weir

Pump Information	50Hz
Motor Size – Peak HP	2.0 HP
Jet Pumps # of Pumps/ Speed	One Dual
Circulation pump	n/a
Fountain pump	n/a

Electrical System	50Hz
Voltage	240
Amperage	1X16
Heater	2.0 KW
Thermostat	Electronic
Light	1 LED
Control System	SSPA-1-D13-CE
Upper Control (programmable)	Programmable Digital
Auxiliary Upper Control	No

# Serenade

## Architecural Specifications



### Caution:

Due to manufacturing tolerances there could be some minor differences between the actual spa and the drawing above. If site planning is critical to such tolerances, be sure to measure your actual spa.

1. Subject to change without notice.
2. Engineering specs may differ slightly from brochure.
3. For E-Z lifter installation allow 18" (45.72cm) clearances on the backside of the spa.
4. Alternative cabinets may add significant weight. Ask your dealer for exact details

Dimensions shown as inches and (centimeters) -XX" (cm)