

Amore Bay

The Bay Collection




FIRST IN INNOVATION • BEST BY DESIGN • ULTIMATE IN PERFORMANCE

Spa Specifications



DIMENSION ONE SPAS®

Amore Bay

The Bay Collection



Architectural Trim



Tactile Therapy



Liquid FX



M•Drive Control System



UltraPurePLUS



Dynamic Massage Sequencer



NeckFlex Jet System



iwatch

Retail price : 21 995 €*

The Amore Bay transforms your relaxation through the use of light, sounds, sights & colours. Features include barrier free seating, massage sequencer, bar top lighting and the industries first 1.20 m waterfall.

Shell Colours

- UltraLife White
- Rare Earth Obsidian
- Platinum
- Rare Earth Opel
- Rare Earth Jasper
- Moonstone

Dimensions / Capacity 234 cm x 275 cm x 102 cm H / 1570 l
 Seating Capacity 7 Adults
 Weight Wet: 2 030 kg / Dry: 460 kg
 Features
 2 BioForm™ Lounges
 1 Dynamic Massage Sequencer
 2 NeckFlex Jet Pillows
 M•Drive Control
 3 Single Speed Pumps - 62 Jets
 Barrier Free Seating
 Liquid FX Fountains
 UltraPurePLUS Water Management System
 2 Circulation Pumps - ArchLights in option

Trim Options

- | | |
|------------------------------------|--|
| Terracina <input type="checkbox"/> | Standard Envirotect <input type="checkbox"/> |
| Oak <input type="checkbox"/> | Adobe Tan <input type="checkbox"/> |
| Cherry <input type="checkbox"/> | Mayan brown <input type="checkbox"/> |
| StoneLite <input type="checkbox"/> | Stoneridge <input type="checkbox"/> |



DIMENSION ONE SPAS
www.d1spas.com

*The price includes VAT & is subject to change without notice. It includes spa cover (no discount for orders without covers). Freight & installation are not included.

Amore Bay

General	
Shape	Free form / Rectangle
Seating Capacity	7
Shell Material	Ultralife™ / Geloy®
Dimensions	234 cm x 275 cm x 102 cm H
Corner Radii	N/A
Water Capacity	1 570 Liters
Dry Weight	460 kg
Shipping Weight	480 kg
Full Weight	2 030 kg
Skirt Material	Synthetic

Water System	
Water Treatment System	UltraPure® Plus
Plumbing Systems	5
Filters/Coverage	2 x 7 m2
Gate Valves	6
VCR Jet® - Air Adjustable/Directional	2
VCR Jet® - Directional	1
VCR Jet® - Rotator	2
VCR Jet® - Dual Rotator	4
VCR Jet® - Multi Port Spinner	2
VCR Jet® - Mini Rotator	22
VCR Jet® - Mini Directional	10
VCR Jet® - Euro Directional	2
VCR Jet® - Euro Rotator	8
VCR Jet® - Mini Directional in NFJ	8
Typhoon Jet	1
Ozone Jet	1
Heater Return Jet	1
Pump Returns	6
Diverter Valves	2
Floor Drains	1
Skimmer	20,3 cm Weir

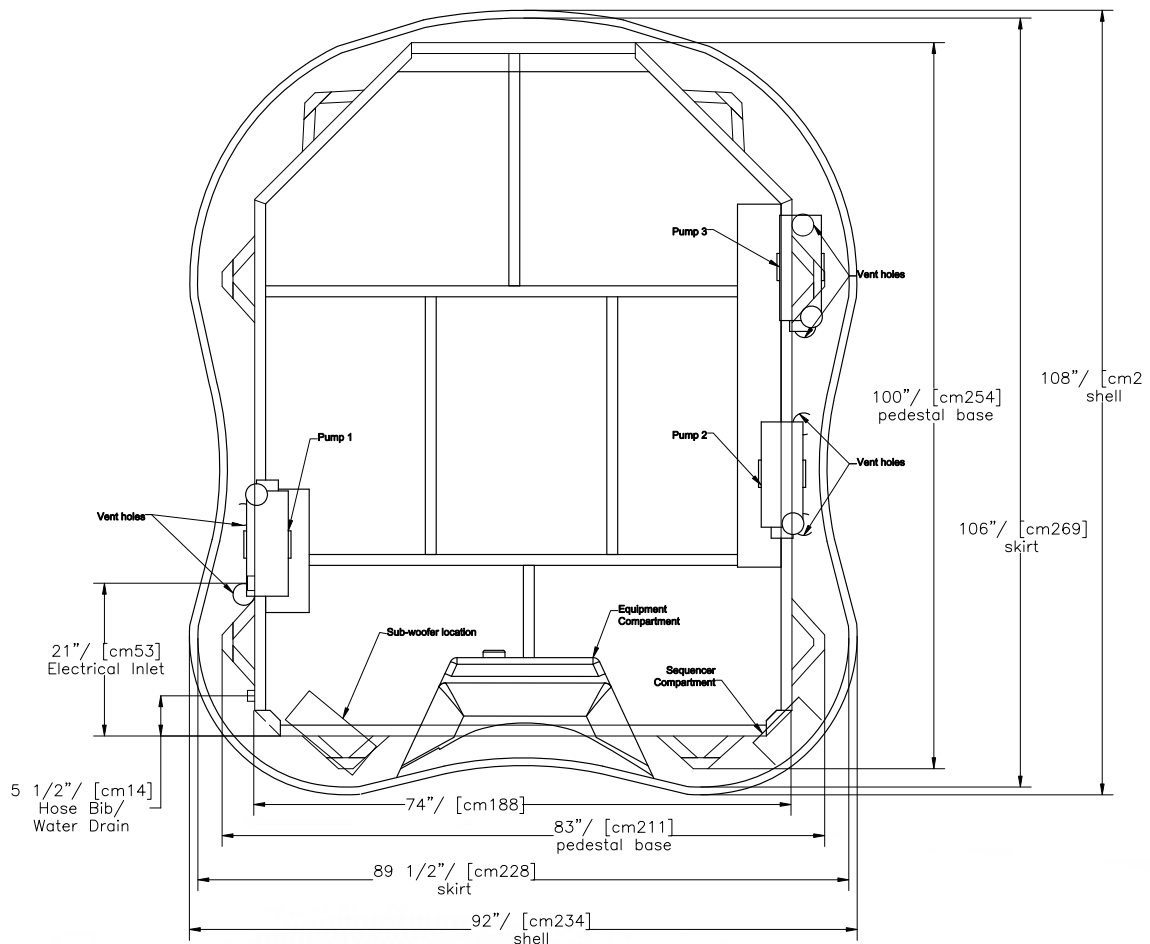
Pump Information	50 Hz
Motor Size – Peak HP	3.5 HP
Jet Pumps # of Pumps/ Speed	One / Dual & Two / Single
Circulation pump	1
Fountain pump	1

Electrical System	50 Hz
Voltage	230
Amperage	2x16 1x32 3x16
Heater	FastFlo 3.3 kW 2.1, 5.2 kW
Thermostat	Electronic
Light	Multi color LED
Control System	MSPA-MP-D14-CE
Upper Control (program- able)	M-Drive with Scrolling Message Center
Auxiliary Upper Control	No

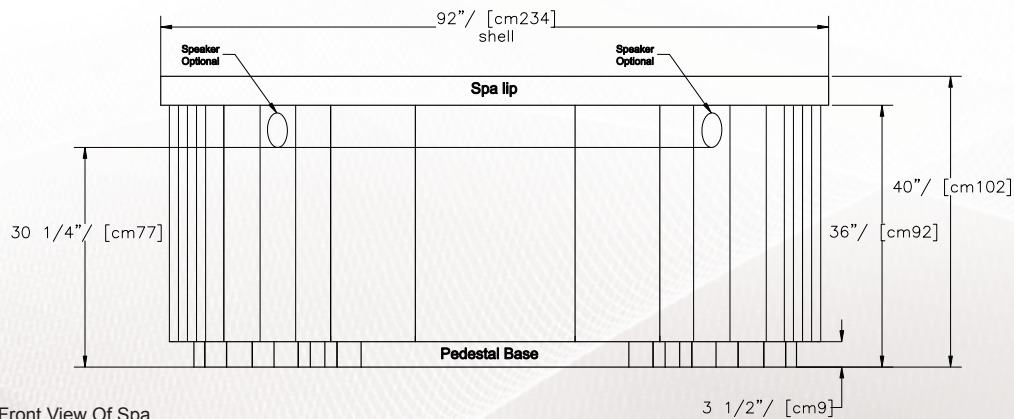
Amore Bay

Architectural Specifications

The Bay Collection



Top View Of Spa



Front View Of Spa

Caution:

Due to manufacturing tolerances there could be some minor differences between the actual spa and the drawing above. If site planning is critical to such tolerances, be sure to measure your actual spa.

1. Subject to change without notice.
2. Engineering specs may differ slightly from brochure.
3. For E-Z lifter installation allow 18" (45.72cm) clearances on the backside of the spa.
4. Alternative cabinets may add significant weight. Ask your dealer for exact details

Dimensions shown as inches and (centimeters) -XX" (cm)